



Product Description:

LNK-LB-02B lifebuoy light is a lifesaving position indicating signal light to be installed with lifebuoys. It is very compact, lightweight and easy to install and operate. After the power switch turn to "AUTO" status, the light will automatically turn on when the lamp towards upside / automatically off otherwise.

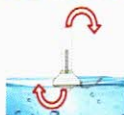
Technical Parameters:

Technical Parameter	Specification
Dimension & Weight	Main body: $\Phi 60 \times 144 \text{mm}$ & about 114g
Activation	Automatically on when lamp towards upside
Battery	2pcs * AA battery (Replaceable)
Lamp	LED
Chromaticity	White
Type of Light	Flashing type
Flash Frequency	50 ~ 70 times/min
Luminous Intensity	$\geq 2.0 \text{cd}$
Operation Life	At least 10h over 2 cd
Drop height to water	76 meters
Storing Temperature	$-30^{\circ}\text{C} \sim +65^{\circ}\text{C}$
Working Temperature	$-1^{\circ}\text{C} \sim +30^{\circ}\text{C}$
Expiry Date	5 years since manufacturing date
Approvals	MED / SOLAS

Operation:



1. Pull & throw into water with lifebuoy



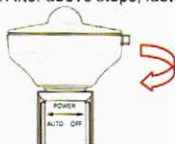
2. Automatically lamp upwards owing to gravity design



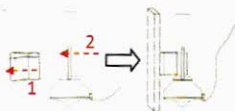
3. Automatically on after invert

Installation and Maintenance:

1. Confirm the batteries are well loaded, If no batteries supplied with it, users can just purchase 2pcs standard AA alkaline batteries and assemble it as picture (4).
2. After battery check, twist the light tight towards "AUTO" direction as picture (1).
3. 1) Mounting the clip at suitable position by the side of lifebuoy; 2) insert the light into the clip firmly at lamp towards downside direction as picture (2).
4. After above steps, fasten the rope of light with lifebuoy firmly as picture (3).



(1)

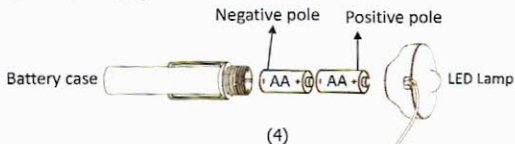


(2)



(3)

5. User should examine and inspect the light regularly. The test method is pulling it out from the clip and turn the head of LED lamp upwards. The light should start flashing within 3 seconds. If it is functioning well then place it back to clip firmly.
6. The batteries originally supplied by LONAKO have 3.5 years storage life from the manufacturing date. For other brands AA batteries, users should change them annually. Regardless of batteries, the expiry date of the light is 5 years from manufacture date. Battery replacement instruction is showed as below picture (4)



(4)

Safety:

LNK-LB-02B lifebuoy light contains batteries. These must be handled correctly:

1. Do not dismantle battery pack.
2. Do not make any external electrical connection.
3. Do not recharge.
4. Do not incinerate.
5. Store between -30°C ~ $+65^{\circ}\text{C}$.